


Giving Voice to People with Learning Disabilities

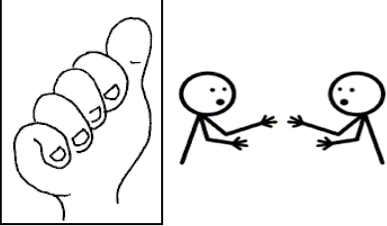


Making Communication Better for Everyone



County Partnership Board



Rutland
Partnership Board

	<h2>Making Communication Better for Everyone</h2>
	<h2>Introduction</h2> <p>We want to make communication better for adults with learning disabilities in</p> <ul style="list-style-type: none">• Leicester• Leicestershire and• Rutland <p>The Learning Disability Partnership Boards will help people to make communication better.</p>
	<h2>What is communication?</h2> <p>There are 3 important parts to communication</p> <h3>1. Understanding what people say to you.</h3> <p>People can tell us things in lots of different ways</p> <p>Some examples are</p> <ul style="list-style-type: none">• Writing• Talking• Using signs• Using symbols or pictures• Using objects <p>It is important that everyone knows the best ways to help us understand</p>



2. Telling other people things

We can tell people things in lots of different ways

Some examples are

- Talking
- Writing
- Signing
- Pointing to pictures or symbols
- Using objects
- By the way we behave

All of these ways are good.

It is important that everyone knows how we tell people things and how they can help us to do this.

3. Getting to know other people and getting on with each other

To make communication work there needs to be at least 2 people.



We can also communicate with a lot of people for example when we are talking in a meeting.




When people communicate they should treat the other person with respect

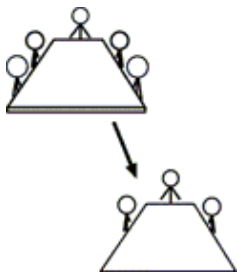


If we can make these 3 things better we will make communication better.

Good communication can then help us do lots of other things




	<p>What does communication help us to do?</p> <p>Some of the things communication can help us do:</p> <ul style="list-style-type: none">• Tell people about our self• Show other people that we think that they are important• Make choices and tell other people what we want in our life• Make friends and relationships• Tell people when things are wrong• Be involved in developing our Person Centred Plans and Health Action Plans
	<p>Valuing People and Valuing People Now say that communication is very important.</p> <p>Valuing People says that it is important that people with learning disabilities</p> <ul style="list-style-type: none">• Can make choices• Can be as independent as possible• Are included in their communities• Have the same rights as everyone else <p>Valuing People Now still says it is important to do the things in Valuing People but we also need to</p> <ul style="list-style-type: none">• Make sure that we include everyone• Give people more choice and control in their lives• Help people to have a good life• Help people to be citizens <p>If we are going to make all of these things happen, we need to get communication right. This book tells you how we can make communication better.</p>

 <p>1</p> <p>2</p>	<p>What is in the plan</p> <p>The Communication Plan is divided into 2 parts.</p> <p>Part 1 The first part of the plan is all of the work that needs to happen to help everyone make communication better.</p> <p>Part 2 Part 2 of the plan is about working together to make communication better. People will use all the things from part 1 of the plan to help them make communication better</p> <ul style="list-style-type: none">• For one person at a time• In places where people live, work or go• In services• In the community
 	<p>7. What will happen in Part 1 of the plan This part of the plan has a lot of different ways of helping people learn and have the right support to make communication better</p> <p>Projects These are groups working on parts of the plan</p> <ul style="list-style-type: none">• Introduction to communication training This is training to make sure people know the most important things about making communication better• Easy write group This group helps people to make written information easier to understand



- **Communication Passport group**
This group helps people to make good communication passports. Communication passports tell us the best ways to communicate with a person
- **Signing group**
This group helps people to learn and use signs
- **Communication for people with complex needs**
This group will help to make communication better for people with the most complex needs
- **Learning plan group**
This group will look at the best ways to help people learn how to make communication better
- **Running the communication plan**
This group will make sure that all of the work is happening and everyone is doing a good job. They will also help to tell everyone about the Communication Plan




The learning plan

An important part of the communication plan is the different ways in which we help people learn about communication

These are the learning opportunities we have now. There is a leaflet which will tell you more about these.

- An introduction to communication training
- Easy write training and mentoring
- Signalong Foundation Course
- Introduction to signing
- Carer's communication passport training
- Intensive interaction training
This is a special way of communicating for people who have very complex needs

We need to develop more ways of helping people to learn about communication



Tools and Resources

These are things people can use to help them make communication better

Communication passport tools




These help people put together good communication passports








- Communication checklist
- Hearing checklist
- Seeing checklist



Easy Word Dictionary

This is a dictionary of hard words. The dictionary tells people the easier words that they can use. For some words there are pictures as well.

	<p>Signing DVD We have a DVD of the most important signs that we use. People need to go on the signing training to get this DVD</p>
	<p>Guidelines and standards</p> <p>These tell people how to make communication better</p> <ul style="list-style-type: none">• Easy write guidelines to help people make written information easier to understand• Making meetings easier to understand• Hearing guidelines• Seeing guidelines
	<p>8. What will happen in Part 2 of the plan</p> <p>Some things in this part of the plan will just be for Leicester, Leicestershire or Rutland. Other things will go across all of these areas.</p> <p>Each year the Communication Group will work with communities to plan the most important things that need doing.</p> <p>Some ideas are making communication better</p> <ul style="list-style-type: none">• in one place where people live• In local health services• On transport• As part of a project like personalisation <p>Personalisation means putting people first and giving people more choice and control.</p>

  	<p>12. How will we make sure the plan happens?</p> <ol style="list-style-type: none">1. Have a group that makes sure the overall Communication Plan keeps working across Leicester, Leicestershire and Rutland.2. Have working groups to do the work for Part 1 of the plan3. Have people in Leicester, Leicestershire and Rutland to carry out part 2 of the plan4. Speech and Language Therapy need to work in the best way to support this plan5. We need to work with self-advocates and advocacy groups so that they can help us make the plan work and give ideas on how to make the plan better.6. We will tell the Partnership Boards how well the plans are going
   	<p>If you would like to know more about the Communication Plan please speak to Jane Parr who is the communication lead.</p> <p>Telephone number 0116 2255205</p> <p>Email jane.parr@leicspart.nhs.uk</p> <p>Address Mansion House Leicester Frith Groby Road Leicester LE3 9QF</p>

November 2013

	Check out the plan on www.betterlives.org.uk
--	---

Pictures from Partnership Board Word Bank, Change Picture Bank and Somerset Total Communication